



Micro Commercial Components

Micro Commercial Components
 20736 Marilla Street Chatsworth
 CA 91311
 Phone: (818) 701-4933
 Fax: (818) 701-4939

LLSD103A THRU LLSD103C

Schottky Barrier Switching Diode

Features

- Lead Free Finish/Rohs Compliant (Note1) ("P" Suffix designates Compliant. See ordering information)
- Low Reverse Recovery Time
- Low Forward Voltage Drop and Low Reverse Capacitance
- Guard Ring Construction for Transient Protection

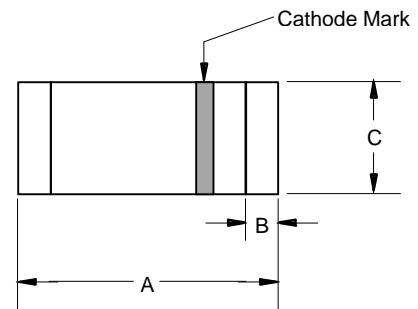
Mechanical Data

- Case: MiniMELF, Glass
- Terminals: Solderable per MIL-STD-202, Method 208
- Polarity: Indicated by Cathode Band
- Weight: 0.05 grams (approx.)

Maximum Ratings @ 25°C Unless Otherwise Specified

Characteristic	Symbol	LLSD103A	LLSD103B	LLSD103C
Peak Repetitive Reverse Voltage	V_{RRM}			
Working Peak Reverse Voltage	V_{RWM}	40V	30V	20V
DC Blocking Voltage	V_R			
RMS Reverse Voltage	$V_{R(RMS)}$	28V	21V	14V
Forward Continuous Current(Note2)	I_{FM}	350mA		
Maximum Single cycle surge 60Hz sine wave	I_{FSM}	15A		
Power Dissipation(Note 2)	P_d	400mW		
Thermal Resistance(Note 2)	R	250K/W		
Operation/Storage Temp. Range	T_j, T_{STG}	-55 to 150 °C		

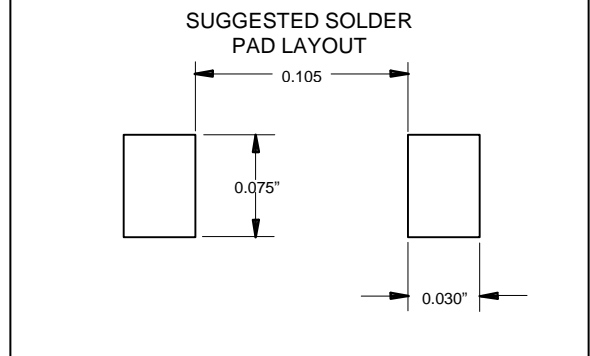
MINIMELF



DIM	DIMENSION				NOTE
	INCHES		MM		
	MIN	MAX	MIN	MAX	
A	.134	.142	3.40	3.60	
B	.008	.016	0.20	0.40	
C	.055	.059	1.40	1.50	

Electrical Characteristics @ 25°C Unless Otherwise Specified

Charateristic	Symbol	Min	Typ	Max	Test Cond.
Peak Reverse Current	I_{RM}	-----	-----	5.0uA	$V_R=30V$ $V_R=20V$ $V_R=10V$
Maximum Forward Voltage Drop	V_{FM}	-----	-----	0.37V 0.60V	$I_F=20mA$ $I_F=200mA$
Junction Capacitance	C_j	-----	50	pF	$V_R=0V, f=1.0MHz$
Reverse Recovery Time	t_{rr}	-----	10	ns	$I_F=I_R=50mA$ to 200mA, recover to 0.1 I_R



Note:1.Lead in Glass Exemption Applied, see EU Directive Annex 5.
 2.Valid provided that electrodes are kept at ambient temperature

LLSD103A thru LLSD103C

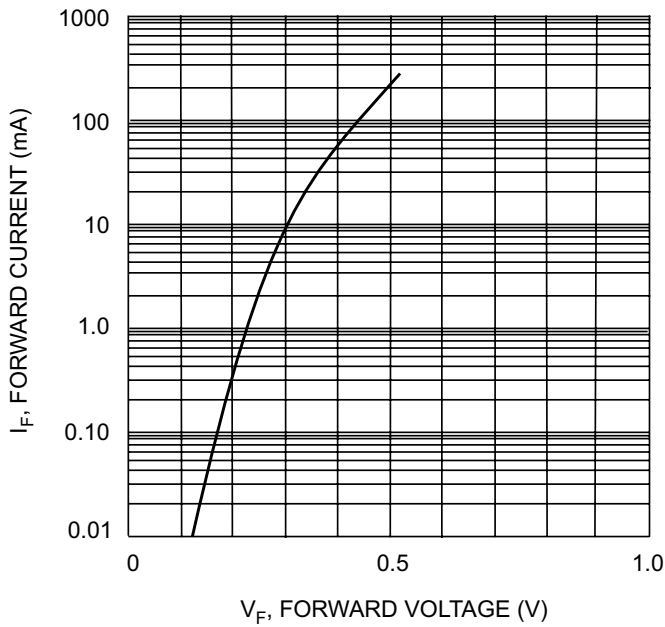


Fig. 1 Typical Forward Characteristics

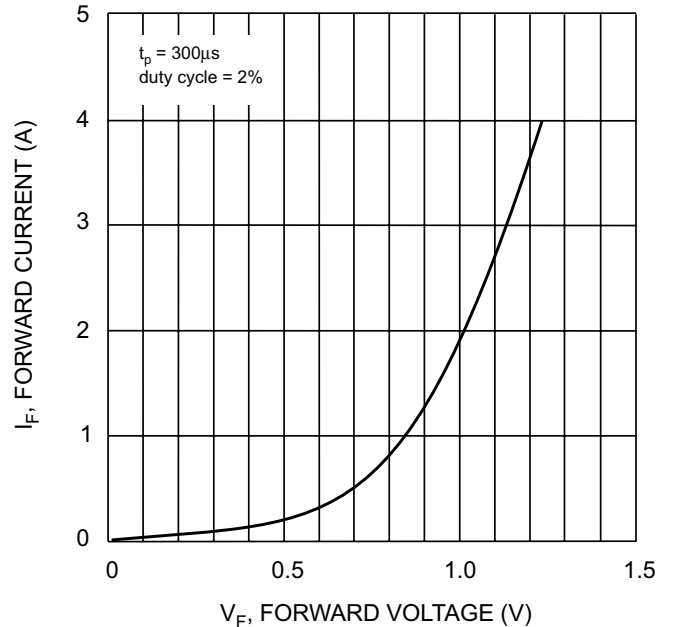


Fig. 2 Typical High Current Fwd Characteristics

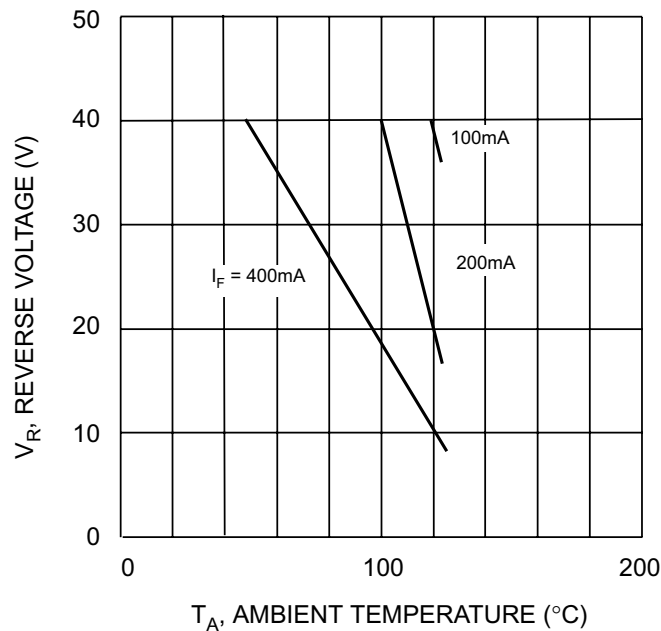


Fig. 3 Blocking Voltage Derating Curves



TM

Micro Commercial Components

Ordering Information

Device	Packing
(Part Number)-TP	Tape&Reel;2.5Kpcs/Reel

IMPORTANT NOTICE

Micro Commercial Components Corp. reserves the right to make changes without further notice to any product herein to make corrections, modifications, enhancements, improvements, or other changes. *Micro Commercial Components Corp.* does not assume any liability arising out of the application or use of any product described herein; neither does it convey any license under its patent rights, nor the rights of others. The user of products in such applications shall assume all risks of such use and will agree to hold *Micro Commercial Components Corp.* and all the companies whose products are represented on our website, harmless against all damages.

APPLICATIONS DISCLAIMER

Products offer by *Micro Commercial Components Corp.* are not intended for use in Medical, Aerospace or Military Applications.